

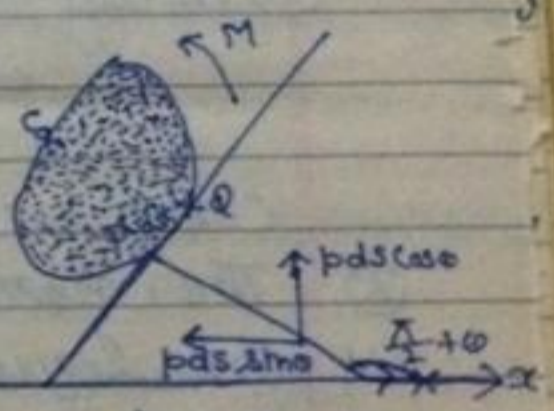
5.2 Blasius theorem:-(Statement)

251 I Consider a fixed cylinder is moving steady and irrotationally of an incompressible fluid under the action of no extraneous force by the Complex Potential  $w=f(z)$  if the hydrodynamical Pressure on the control of a fixed cylinder are represent by a force  $(X, Y)$  and a couple  $M$  about the origin of coordinates, then

$$X - iY = \frac{1}{2} i \rho \int_C \left( \frac{dw}{dz} \right)^2 dz$$

$$\text{And } M = \frac{1}{2} \rho (R.P of) \int_C z \left( \frac{dw}{dz} \right)^2 dz \quad I$$

II Proof:- The flow is steady and irrotational flow of a fluid that Velocity Potential  $\phi$  exist.



Consider a cylinder of any cross-section placed in steady. Let  $P(x, y)$  be any point on the cylinder on an element  $\delta s$ . the tangent at any point  $P(x, y)$  makes an angle  $\alpha$  with  $x$ -axis. the fluid thrust at  $P$  will act along the inward drawn normal to the cylinder. the elemental force component on  $P$  along  $x$  axis and  $y$ -axis are given as.

$$dx = p ds \cos(\alpha + \pi/2) = -p ds \sin \alpha$$

$$dy = p ds \sin(\alpha + \pi/2) = p ds \cos \alpha$$

Where  $p$  is the Pressure on the cylinder. II

$$\frac{1}{\lambda} \frac{d}{dr} (\lambda f' \cos \theta) - \frac{1}{\lambda^2} \cos \theta = 0$$

$$\Rightarrow \frac{1}{\lambda} [\lambda f'' + f'] \cos \theta - \frac{f}{\lambda^2} \cos \theta = 0$$

$$\Rightarrow \left[ f'' + \frac{1}{\lambda} f' - \frac{1}{\lambda^2} f \right] \cos \theta = 0$$

$$(\lambda^2 f'' + \lambda f' - f) \cos \theta = 0$$

$$\cos \theta \neq 0 \Rightarrow \theta = \pi/2$$

$$\lambda^2 \frac{d^2 f}{dr^2} + \lambda \frac{df}{dr} - f = 0$$

$$\begin{aligned} [D(D-1) + D-1] f &= 0 \\ m(m-1) + m-1 &= 0 \\ m^2 - 1 = 0 &\Rightarrow m = \pm 1 \end{aligned}$$

$$f(r) = A\lambda + \frac{B}{\lambda}$$

$$\phi = \left( A\lambda + \frac{B}{\lambda} \right) \cos \theta$$

$$\frac{\partial \phi}{\partial \lambda} = \left( A - \frac{B}{\lambda^2} \right) \cos \theta$$

$$-\frac{\partial \phi}{\partial \lambda} \rightarrow 0 \quad \text{As } \lambda \rightarrow \infty$$

$$A \cos \theta = 0 \Rightarrow A = 0$$

$$\Rightarrow -V \cos \theta = -\frac{B}{a^2} \cos \theta \Rightarrow B = Va^2$$

$$\phi = \frac{Va^2}{\lambda} \cos \theta$$

$$\psi = -\frac{Va^2}{\lambda} \sin \theta$$

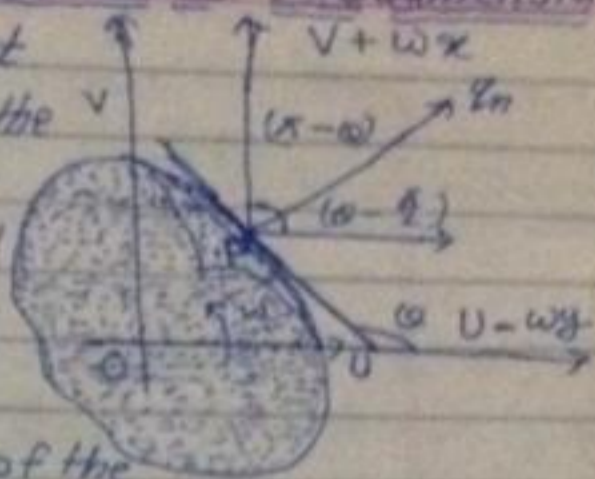
Hence the complex Potential

$$w = \phi + i\psi = \frac{Va^2}{\lambda} (\cos \theta - i \sin \theta)$$

5.17  
236

General Motion of a cylinder in two dimension

Let  $P(x, y)$  be any Point on the boundary of the cylinder and the tangent at the Point  $P$  makes an angle  $\theta$  with  $x$  axis



Let  $U$  And  $V$  Velocity of the cylinder Parallel to the axis of  $x$  and  $y$   
Let  $w$  be the Angular Velocity Component at the Point  $P$  are given to Along  $x$  axis

$$U + \frac{dx}{dt}$$

Along  $y$  axis  $V + \frac{dy}{dt}$

$$\frac{d\theta}{dt} = w$$

$$x = r \cos \theta \Rightarrow \frac{dx}{dt} = -r \sin \theta \frac{d\theta}{dt} = -y w$$

$$y = r \sin \theta \Rightarrow \frac{dy}{dt} = r \cos \theta \frac{d\theta}{dt} = x w$$

The outward normal velocity

$$= (U - wy) \cos(\theta - \frac{\pi}{2}) + (V + wx) \cos(\pi - \theta)$$

$$= (U - wy) \sin \theta - (V + wx) \cos \theta$$

The Normal velocity

$$-\frac{\partial \psi}{\partial s} = (U - wy) \frac{dy}{ds} - (V + wx) \frac{dx}{ds}$$

$$= U dy - V dx - w(x dx + y dy)$$

$$\psi = (Vx - Uy) + \frac{1}{2} w(x^2 + y^2) + c \quad \text{--- (1)}$$

which determines the current function for the most general type of motion of the circular cylinder


I :- If there is no rotation then

$$w = 0, V = 0$$

the current function reduces to

$$\psi = c - Uy \quad \text{--- (2)}$$

The net force acting on the element PQ



$$dF = dx + i dy$$

$$= -p ds \sin \theta + i p ds \cos \theta = i p ds (\cos \theta + i \sin \theta)$$

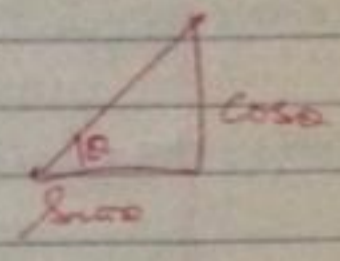
$$= -i p ds \sin \theta + i p ds \cos \theta = i p e^{i \theta} ds$$

$$dF = i p ds (\sin \theta + i \cos \theta)$$

Now  $dz = dx + i dy$

$$= \left( \frac{dx}{ds} + i \frac{dy}{ds} \right) ds$$

$$= (\cos \theta + i \sin \theta) ds$$



$$\boxed{dz = e^{i \theta} ds}$$

$$dF = i p e^{i \theta} ds$$

$$\boxed{dF = i p dz} \quad \text{--- (1)}$$

The Pressure in a steady irrotational flow  
By Bernoulli's theorem

$$p = p_0 - \frac{1}{2} \rho q^2 \quad \text{--- (2)}$$

where  $p_0$  is the Pressure at the stagnation  
is the speed at the Point P

the complex Potential is given by the  
relation

$$w = \phi + i \psi = f(x + iy)$$

$$\frac{dw}{dx} = \frac{\partial \phi}{\partial x} + i \frac{\partial \psi}{\partial x}$$

$$\frac{dw}{dz} \cdot \frac{dz}{dx} = \frac{\partial \phi}{\partial x} + i \frac{\partial \psi}{\partial x}$$

$$\frac{dw}{dz} = \frac{\partial \phi}{\partial x} - i \frac{\partial \phi}{\partial y}$$

$$\frac{dw}{dz} = -u + i v$$

$$\frac{dw}{dz} = -q (\cos \theta - i \sin \theta)$$

$$= -q e^{-i \theta} \quad \text{--- (3)}$$

Int. (1) we have

$$\Rightarrow \int_c dF = \int_c i p dz$$

$$= \frac{Ua^2}{r} e^{-\theta i}$$

$$W = \frac{Ua^2}{re^{\theta i}} = \frac{Ua^2}{z}$$

Then stream line are given by

$$\psi = \text{const.}$$

$$\frac{Ua^2}{r} \sin\theta = C \quad \text{where } C \text{ is constant}$$

$$\sin\theta = \frac{Cr}{Ua^2}$$

$$Ua^2 \sin\theta = Cr \Rightarrow Ua^2 r \sin\theta = Cr^2$$

or  $\boxed{x^2 + y^2 - ky = 0}$

which is represent the circle all touching x-axis at origin.

= 0 =